


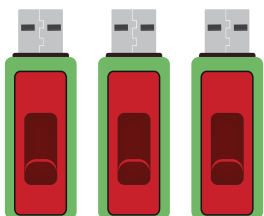
Power Your Portfolio with the Future of Tech

Aditya Birla Sun Life Digital India Fund

(An open ended equity scheme investing in the Technology, Telecom, Media, Entertainment and other related ancillary sectors.)

Monthly SIP of
₹10,000
started 24 years[#] ago,


would have grown to
₹3.37 Crores TODAY!



The map of India shown is for illustration purpose only.

Investment of
₹1 Lakh

grew to



₹16.30 Lakhs
in 24 years[#]

[#]Inception Date: January 15, 2000

Why invest in Aditya Birla Sun Life Digital India Fund?



High growth potential in tech, media, telecom, and entertainment sectors.



Invests in a range of companies with varying market caps, from blue chip stocks to tech start-ups, providing a diversified portfolio.



Favourable demographics and government support for digital economy.

For quick transaction,
generate your exclusive

• ABSLMF •
PARTNER EASYLINK

CLICK HERE

Scan QR code
to know more about the fund



Scheme Performance Summary

Aditya Birla Sun Life Digital India Fund - Regular Plan - Growth Option		NAV as on June 30, 2024: ₹163.09			
Fund manager: Mr. Kunal Sangoi (January 16, 2014) & Mr. Dhaval Joshi (November 21, 2022)					
Particulars	CAGR % Returns				
	Since Inception	5 Years	3 Years	1 Year	
Aditya Birla Sun Life Digital India Fund	12.09%	25.43%	12.61%	27.58%	
B: S&P BSE Teck TRI	NA	19.49%	11.01%	30.32%	
AB: Nifty 50 TRI	13.17%	16.66%	16.55%	26.74%	
Current Value of Standard Investment of ₹10,000 invested (in ₹)					
Aditya Birla Sun Life Digital India Fund	1,63,090	31,088	14,274	12,749	
B: S&P BSE Teck TRI	NA	24,388	13,675	13,023	
AB: Nifty 50 TRI	2,06,523	21,626	15,826	12,666	
Inception date: January 15, 2000					

Past performance may or may not be sustained in future. The above performance is of Regular Plan - Growth Option. Kindly note that different plans have different expense structure. Load and Taxes are not considered for computation of returns. When scheme/additional benchmark returns are not available, they have not been shown. Total Schemes managed by Mr. Kunal Sangoi is 3. Total Schemes managed by Mr. Dhaval Joshi is 52. The scheme is currently managed by Mr. Kunal Sangoi since January 16, 2014 (10.5 years) & Mr. Dhaval Joshi since November 21, 2022 (1.7 years).

PERFORMANCE OF OTHER OPEN ENDED SCHEMES MANAGED BY Mr. KUNAL SANGOI						
Fund Manager: Mr. Kunal Sangoi						
Schemes Names	CAGR % Returns					
	5 Years		3 Years		1 Year	
	Scheme	Benchmark	Scheme	Benchmark	Scheme	Benchmark
Aditya Birla Sun Life Focused Fund	16.96%	19.76%	17.33%	20.01%	35.47%	38.79%
Aditya Birla Sun Life Pure Value Fund	19.72%	19.76%	22.66%	20.01%	50.43%	38.79%

Note:

- a. Mr. Kunal Sangoi manages 3 open-ended schemes of Aditya Birla Sun Life Mutual Fund.
b. Different plans shall have a different expense structure. The performance details provided herein are Regular Plan - Growth Option.

PERFORMANCE OF OTHER OPEN ENDED SCHEME MANAGED BY MR. DHAVAL JOSHI						
Fund Manager: Mr. Dhaval Joshi						
Scheme Names	CAGR % Returns					
	5 Years		3 Years		1 Year	
	Scheme	Benchmark	Scheme	Benchmark	Scheme	Benchmark
Aditya Birla Sun Life Bal Bhavishya Yojna	13.11%	19.76%	13.69%	20.01%	31.05%	38.79%
Aditya Birla Sun Life Infrastructure Fund	24.46%	23.75%	30.02%	29.61%	60.64%	60.97%
Aditya Birla Sun Life Equity Advantage Fund	16.56%	22.66%	14.10%	22.76%	35.59%	44.32%
Aditya Birla Sun Life Midcap Fund	21.72%	27.90%	23.41%	27.97%	49.17%	56.63%
Aditya Birla Sun Life Dividend Yield Fund	23.10%	19.76%	24.25%	20.01%	50.60%	38.79%
Aditya Birla Sun Life Banking & Financial Services Fund	13.28%	12.36%	16.06%	13.53%	24.90%	17.95%

Note:

- a. Mr. Dhaval Joshi manages 52 open-ended schemes of Aditya Birla Sun Life Mutual Fund.
b. Different plans shall have a different expense structure. The performance details provided herein are Regular Plan - Growth Option.

SIP PERFORMANCE - REGULAR PLAN - GROWTH (ASSUMING SIP OF ₹10,000 PER MONTH)				
Fund Manager: Mr. Kunal Sangoi and Mr. Dhaval Joshi				
Particulars	Since Inception	5 Years	3 Years	1 Year
Total Amount Invested (in ₹)	29,40,000	6,00,000	3,60,000	1,20,000
Market Value of amount Invested	3,37,75,000	10,77,624	4,52,161	1,34,360
Scheme Returns (CAGR)	16.73%	23.71%	15.45%	23.27%
B: S&P BSE Teck TRI Returns (CAGR)	NA	18.96%	13.99%	29.80%
AB: NIFTY 50 TRI Returns (CAGR)	15.12%	20.44%	19.80%	31.54%

The fund's inception date is January 15, 2000, and the initial SIP installment is considered to have been made on that date. Subsequent installments occur on the first day of every following month. Past Performance may or may not be sustained in the future.

PRODUCT LABEL			
Name of Scheme	This product is suitable for investors who are seeking*:	Riskometer	Benchmark Riskometer S&P BSE Teck TRI
Aditya Birla Sun Life Digital India Fund (An open ended equity scheme investing in the Technology, Telecom, Media, Entertainment and other related ancillary sectors)	<ul style="list-style-type: none"> Long term capital growth Investments in equity and equity related securities with a focus on investing in IT, Media, Telecom related and other technology enabled companies 	 <p>Investors understand that their principal will be at Very High risk</p>	 <p>Investors understand that their principal will be at Very High risk</p>
*Investors should consult their financial advisors if in doubt whether the product is suitable for them.			

Data as on June 30, 2024 | B: Benchmark | AB: Additional Benchmark

Aditya Birla Sun Life AMC Limited / Aditya Birla Sun Life Mutual Fund is not guaranteeing/offering/communicating any indicative yield/returns on investments.

Past performance of any product does not indicate its future performance.

Contact your financial advisor for further details OR Visit - www.mutualfund.adityabirlacapital.com

Follow us at    

Mutual Fund Investments are subject to market risks, read all scheme related documents carefully.